

HB500GKBRP



At a glance

LIFTING	
manual	✗
Compact hydraulic system	✗
Hydrobull pump	✗
electric	✓

DRIVING	
manual	✗
Steering handle	✗
FaPo	✗
electric	✓

OPERATING FREQUENCY	
up to 10 times per month	✗
up to 25 times per month	✗
up to 100 times per month	✗
more than 100 times per month	✓

LIFTING CAPACITY WITH HORIZONTAL JIB		
	max. 500 kg in front of the wheels	✓
	95 kg at 2530 mm in front of the wheels	✓

This original Elektrobull counterweight crane with chassis and counterweight plates shifted to the rear can directly approach loads and machines. The battery electric lift with cable remote control allows the operator to lift or lower the load from any point on the crane. In addition, the Elektrobull is equipped with a battery electric drive. One person alone can comfortably move the machine even over longer distances, even with load.

LIFTING/LOWERING

Secured to a high-quality galvanised DIN safety swivel hook **electrically with the push of a button on the manual switch** or with the steering handle.

Driving

Sensitive adjustment with 1.2 KW **electric drive** with all necessary safety features.

JIB

Has 13 setting which can be easily selected via 2two separate galvanized jibs using a socket pin system.

In addition, the jibs are secured with a squeeze-out lock to prevent accidents due to unintentional falling out.

BRAKING

By releasing the steering handle or vertical or horizontal positions, the machine brakes automatically.

After the work is done, the machine can be parked safely by removing the key.

COUNTERWEIGHT PLATES

ATTENTION!

The crane may only be put into operation after the 20 supplied counterweight plates have been fitted.

The counterweight plates are manufactured at the factory and delivered on a separate pallet together with the crane.

The required number and weight of the plates are indicated on the crane. This allows the quantity/weight to be checked at any time.

Before commissioning, the individual plates at the end of the chassis must be placed on the support rods in the space provided between the drive and the electrical box.

This is done with the aid of an overhead crane or other suitable lifting equipment using the supplied eyebolts, which can be screwed into the individual plates. The upper plates (from

the top edge of the drive) can also be placed on top with a magnetic lifter.

The lowest plate is manufactured with bevelled edges because of the welding seams on the chassis and is marked accordingly.

OTHER FEATURES

Unlike the usual design of counterweight cranes, the HB500GKBRP can be picked up at 4 predetermined eyelets with an existing four-strand chain suspension and lifted completely INCLUDING the counterweight plates already in place (e.g. for insertion into cellar shafts or similar)

BATTERY / CHARGER

The crane is equipped with 4 maintenance-free batteries 12V / 80Ah.

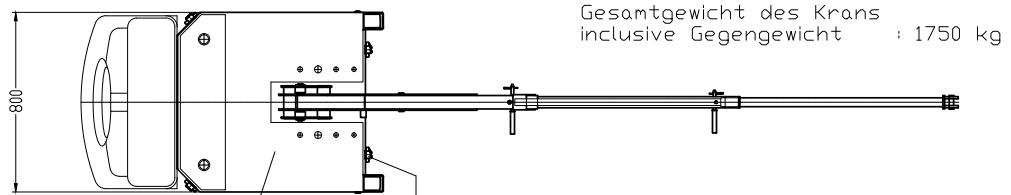
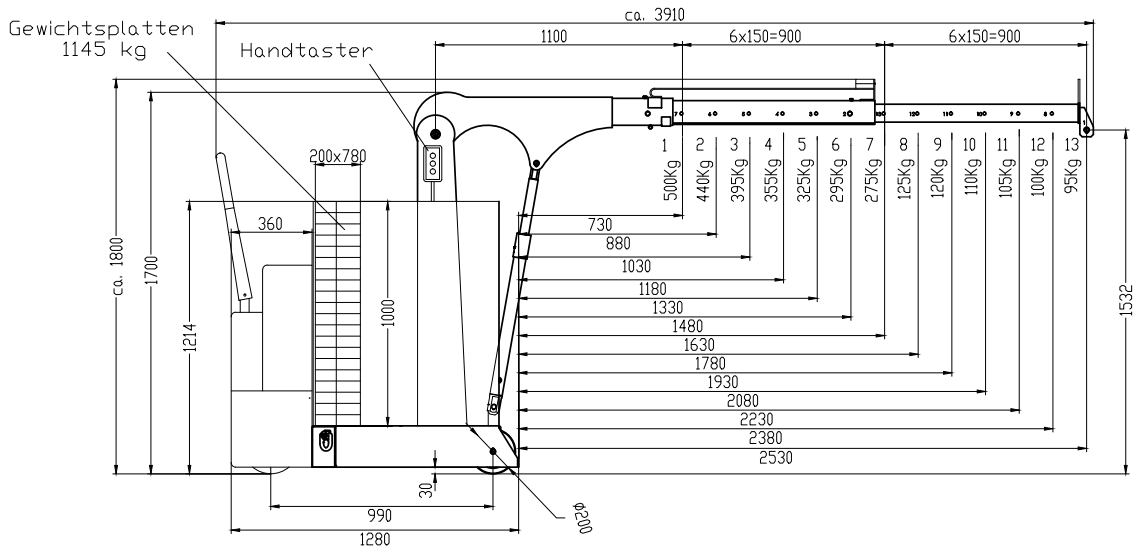
They are charged with an integrated 30A charger. To do this, the supplied charging cable is plugged into the charging plug on the outside of the crane and connected to a standard 230V socket. During the loading process, the crane is automatically locked against further operation.

OTHER

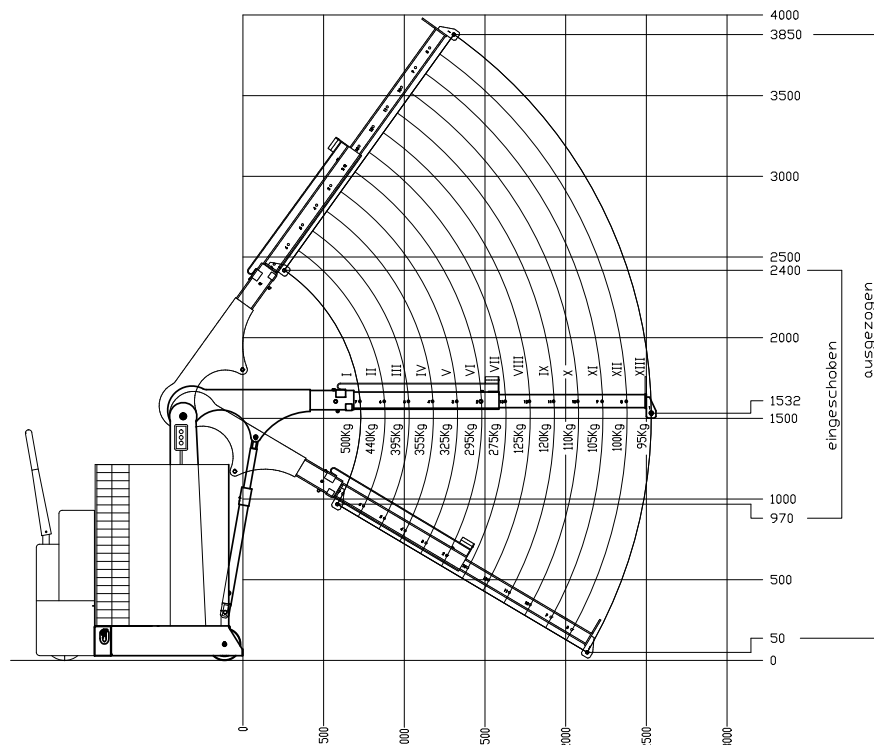
- Modern, protected design - only from Hydrobull
- Delivery incl. inspection book and operating instructions
- German Product
- Euronorm 2006/42/EC and DGUV68
- **2 Year Warranty**

Want to learn more about the benefits of our electric cranes? Our **Technical Information Sheet 2** contains more information.

Technical Drawings HB500GKBRP



Elektrohydraulische Einheit 4x Anschlagpunkt Tragfähigkeit je 1,5 to



Technical specifications HB500GKBRP

RATIO LIFTING CAPACITY, OUTREACH, LIFTING HEIGHT

Jib Position	Lifting capacity/kg	Load with horizontal jib/mm		Lift height*/mm	
		in front of the hydraulic system approx.	in front of the wheels approx.	min.	max.
1	500	630	730	800	2250
2	440	780	880	720	2365
3	395	930	1030	640	2480
4	355	1080	1180	560	2600
5	325	1230	1330	480	2720
6	295	1380	1480	400	2840
7	275	1530	1630	320	2960
8	125	1680	1780	240	3080
9	120	1830	1930	160	3200
10	110	1980	2080	80	3320
11	105	2130	2230		3440
12	100	2280	2380		3560
13	95	2430	2530		3680

* at hook mouth opening - please refer to the diagram for the reduced outreach

OTHER DETAILS

		min.	max.
Jib length from... to...		1100	2900
Length of wheelbase	mm		990
Length of chassis incl. wheels	mm		1280
Length incl. inserted lowered jib Pos. 1	mm		1950
approx. aisle width for 90° turn	mm		2000
Width of chassis external	mm		800
Width of chassis internal	mm		-
Clearance height, jib horizontal	mm		1800
Clearance height, jib lowered	mm		1670
Clearance	mm		-
Hook length approx.	mm		225
Ground clearance	mm		30
Load wheel	mm		200
Steering wheel	mm		230
Slewing			-
Tare weight - for counterweight cranes incl. empty box	kg		605
Required filling weight for counterweight cranes**	kg		1145
Batteries	Ah		4 x 80
Inbuilt charger	A		30

** Machine can only be used when installed